











SOUTH BUILDING | LEVEL 700



GLOSSARY OF SYMBOLS



- | | | | |
|---|------------------|---|------------------|
|  | Washroom |  | Taxi pickup/drop |
|  | Payphone |  | Bus pickup/drop |
|  | Public elevators |  | First aid |
|  | Escalator |  | Water fountain |
|  | Freight elevator |  | Guest Services |

CAPACITY NUMBER INFORMATION

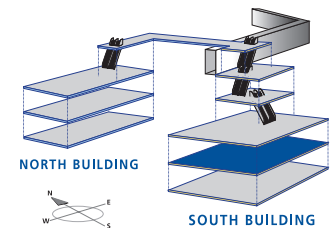
Theatre setup numbers include a head table
 Classroom setup: 3 people per table (6' x 1.5')
 Banquet setup: 10 people per round table (66")

* Capacities do not take into account space required for audio visual equipment.

COLOUR CODING

-  MEETING SPACE
-  PREFUNCTION SPACE

CURRENT LEVEL





ROOM DESCRIPTION	ROOM NUMBER	OVERALL DIMENSIONS		USABLE AREA		CEILING HEIGHT		NO. OF 10X10 BOOTHS	CAPACITIES			
		FEET	METRES	SQ. FEET	SQ. METRES	FEET	METRES		THEATRE	CLASSROOM	BANQUET	RECEPTION
MEETING ROOMS	701A	87 x 45	26.5 x 13.7	3,906	362.9	14	4.3		500	250	300	390
	701B	87 x 45	26.5 x 13.7	3,915	363.7	14	4.3		500	250	300	390
	TOTAL	87 x 90	26.5 x 27.4	7,821	726.6	14	4.3		1,000	550	600	780
	702	26 x 20	7.9 x 6.1	406	37.7	14	4.3		N/A	N/A	N/A	N/A
	703	41 x 32	12.5 x 9.8	1,219	113.2	14	4.3		134	82	100	120
	704	28 x 31	8.5 x 9.4	844	78.4	14	4.3		84	40	40	86
	705	41 x 35	12.5 x 10.7	1,392	129.3	14	4.3		140	84	100	140
	706	28 x 35	8.5 x 10.7	937	87.0	14	4.3		96	50	60	100
	707	41 x 35	12.5 x 10.7	1,392	129.3	14	4.3		140	84	100	140
	709	41 x 35	12.5 x 10.7	1,392	129.3	14	4.3		140	84	100	140
	710	28 x 24	8.5 x 7.3	649	60.3	14	4.3		60	30	30	67
	711	41 x 34	12.5 x 10.4	1,389	129.0	14	4.3		140	84	100	140
	712	28 x 34	8.5 x 10.4	930	86.4	14	4.3		96	50	40	95
	713A	43 x 34	13.1 x 10.4	1,458	135.4	14	4.3		162	90	100	146
	713B	43 x 34	13.1 x 10.4	1,458	135.4	14	4.3		182	90	100	146
	TOTAL	43 x 68	13.1 x 20.7	2,916	270.9	14	4.3		376	195	250	292
	714A	50 x 40	15.2 x 12.2	1,962	182.3	14	4.3		230	144	140	196
	714B	50 x 39	15.2 x 11.9	1,939	180.1	14	4.3		230	144	140	196
	TOTAL	50 x 79	15.2 x 24.1	3,901	362.4	14	4.3		525	315	280	392
	715A	43 x 34	13.1 x 10.4	1,458	135.4	14	4.3		162	90	100	146
	715B	43 x 34	13.1 x 10.4	1,458	135.4	14	4.3		162	90	100	146
	TOTAL	43 x 68	13.1 x 20.7	2,916	270.9	14	4.3		376	195	250	292
	716A	50 x 40	15.2 x 12.2	1,962	182.3	14	4.3		230	144	140	196
	716B	50 x 39	15.2 x 11.9	1,939	180.1	14	4.3		230	144	140	196
	TOTAL	50 x 79	15.2 x 24.1	3,901	362.4	14	4.3		525	315	280	392
	717A	43 x 34	13.1 x 10.4	1,458	135.4	14	4.3		162	90	100	146
	717B	43 x 34	13.1 x 10.4	1,458	135.4	14	4.3		162	90	100	146
	TOTAL	43 x 68	13.1 x 20.7	2,916	270.9	14	4.3		376	195	250	292
	718A	93 x 54	28.3 x 16.5	5,022	466.5	22	6.7		710	384	430	502
	718B	93 x 54	28.3 x 16.5	5,022	466.5	22	6.7		710	384	430	502
TOTAL	93 x 108	28.3 x 32.9	10,044	932.9	22	6.7		1,333	792	940	1,004	